

## Origin of Transfer Students Enrolling at Minnesota Private Colleges, 2020-21

March 2022

The following report provides a summary of data collected from member institutions on the origin of transfer students enrolling during the 2020-21 academic year.<sup>1</sup> This is the sixth year of data collection on the origin of transfer students.

### *All Transfer Students*

- Transfer enrollment decreased 13% compared to 2019-20, from 3,370 to 2,936.
  - Transfers into traditional programs accounted for 50% of total transfers (1,463).
  - Transfers into non-traditional programs accounted for 50% of total transfers (1,473).
- The largest share of transfer students, 44%, came to MPCC institutions from Minnesota State community and technical colleges. The share in 2019-20 was also 44%.
  - Students transferring from one of the 10 seven-county metro-area Minnesota State community and technical colleges accounted for 35% of transfers in 2020-21, up from 32% in 2019-20.

### *Traditional Programs*

- Transfers into traditional programs decreased by 13% compared to 2019-20, from 1,678 to 1,463.
- Looking at the source of these transfer students:
  - 40% transferred from a Minnesota State community and technical college.
  - 33% transferred from out of state.
  - 13% transferred from other private nonprofit institutions in Minnesota.
  - 12% transferred from in-state public four-year institutions.
  - 1% transferred from in-state for-profit institutions.
- Enrollment of traditional program transfers from out-of-state institutions decreased by 19% compared to a 9% decrease from in-state institutions.
- Traditional program transfers for the fall semester decreased 9% compared to Fall 2019. There was also a 24% decrease for the spring semester compared to Spring 2020.
- Of the 1,463 traditional program transfer students, 1,099 students started in fall 2020 (75%), 348 in spring 2021 (24%), and 16 students in summer 2021 (1%).

---

<sup>1</sup> This report does not include students enrolled at the Portland, Oregon campus of Concordia University, St. Paul.

*Non-traditional Programs*

- Transfers into non-traditional programs decreased by 13% compared to 2019-20, from 1,692 to 1,473.
- Looking at the source of these transfer students:
  - 48% transferred from a Minnesota State community and technical college.
  - 25% transferred from out of state.
  - 11% transferred from in-state public four-year institutions.
  - 8% transferred from other private nonprofit institutions in Minnesota.
  - 4% transferred from in-state for-profit institutions.
  - 4% transferred from unknown or other origin.
- Enrollment of traditional program transfers from out-of-state institutions decreased by 29% compared to a 11% decrease from in-state institutions.
- Non-traditional program transfers were down for both fall and spring semesters, by 20% and 9% respectively.
- Of the 1,473 non-traditional program transfer students, 773 students started in fall 2020 (52%), 412 in spring 2021 (28%), and 288 students in summer 2021 (20%).

## Origin of Transfer Students

Origin: All Transfer Students	2019-20		2020-21		Δ% from Prior Year
	Total Transfers	Percent	Total Transfers*	Percent	
<b>Total Number of Students Transferring into MPCC Institutions</b>	<b>3,370</b>	<b>100%</b>	<b>2,936</b>	<b>100%</b>	<b>-13%</b>
Other private nonprofit institutions (MPCC and other) in Minnesota	321	10%	315	11%	-2%
University of Minnesota	131	4%	147	5%	12%
Minnesota State 2-year schools	1,476	44%	1,284	44%	-13%
<i>Seven-county metro-area MN State 2-year schools only</i>	1,067	32%	1,015	35%	-5%
Minnesota State 4-year schools	225	7%	199	7%	-12%
For-profits in Minnesota	89	3%	77	3%	-13%
<b>IN-STATE TOTAL</b>	<b>2,242</b>	<b>67%</b>	<b>2,022</b>	<b>69%</b>	<b>-10%</b>
<b>Out-of-state nonprofit</b>	<b>279</b>	<b>8%</b>	<b>227</b>	<b>8%</b>	<b>-19%</b>
<b>Out-of-state public 2-year</b>	<b>291</b>	<b>9%</b>	<b>218</b>	<b>7%</b>	<b>-25%</b>
<b>Out-of-state public 4-year</b>	<b>461</b>	<b>14%</b>	<b>344</b>	<b>12%</b>	<b>-25%</b>
<b>Out-of-state for-profit</b>	<b>38</b>	<b>1%</b>	<b>25</b>	<b>1%</b>	<b>-34%</b>
<b>Non-U.S. Institution</b>	<b>43</b>	<b>1%</b>	<b>36</b>	<b>1%</b>	<b>-16%</b>
<b>OUT-OF-STATE TOTAL</b>	<b>1,112</b>	<b>33%</b>	<b>850</b>	<b>29%</b>	<b>-24%</b>

### Subtotals for Traditional and Non-traditional Programs

Origin: Students in Traditional Programs	2019-20		2020-21		Δ% from Prior Year
	Total Transfers	Percent	Total Transfers*	Percent	
<b>Total Number of Students Transferring into MPCC Institutions</b>	<b>1,678</b>	<b>100%</b>	<b>1,463</b>	<b>100%</b>	<b>-13%</b>
Other private nonprofit institutions (MPCC and other) in Minnesota	213	13%	195	13%	-8%
University of Minnesota	74	4%	79	5%	7%
Minnesota State 2-year schools	656	39%	584	40%	-11%
<i>Seven-county metro-area MN State 2-year schools only</i>	531	32%	489	33%	-8%
Minnesota State 4-year schools	110	7%	100	7%	-9%
For-profits in Minnesota	12	1%	11	1%	-8%
<b>IN-STATE TOTAL</b>	<b>1,065</b>	<b>63%</b>	<b>969</b>	<b>66%</b>	<b>-9%</b>
<b>Out-of-state nonprofit</b>	<b>168</b>	<b>10%</b>	<b>164</b>	<b>11%</b>	<b>-2%</b>
<b>Out-of-state public 2-year</b>	<b>113</b>	<b>7%</b>	<b>74</b>	<b>5%</b>	<b>-35%</b>
<b>Out-of-state public 4-year</b>	<b>283</b>	<b>17%</b>	<b>219</b>	<b>15%</b>	<b>-23%</b>
<b>Out-of-state for-profit</b>	<b>8</b>	<b>0.5%</b>	<b>4</b>	<b>0.3%</b>	<b>-50%</b>
<b>Non-U.S. Institution</b>	<b>32</b>	<b>2%</b>	<b>28</b>	<b>2%</b>	<b>-13%</b>
<b>OUT-OF-STATE TOTAL</b>	<b>604</b>	<b>36%</b>	<b>489</b>	<b>33%</b>	<b>-19%</b>

Origin: Students in Non-traditional Programs	2019-20		2020-21		Δ% from Prior Year
	Total Transfers	Percent	Total Transfers*	Percent	
<b>Total Number of Students Transferring into MPCC Institutions</b>	<b>1,692</b>	<b>100%</b>	<b>1,473</b>	<b>100%</b>	<b>-13%</b>
Other private nonprofit institutions (MPCC and other) in Minnesota	108	6%	120	8%	11%
University of Minnesota	57	3%	68	5%	19%
Minnesota State 2-year schools	820	48%	700	48%	-15%
<i>Seven-county metro-area MN State 2-year schools only</i>	536	32%	526	36%	-2%
Minnesota State 4-year schools	115	7%	99	7%	-14%
For-profits in Minnesota	77	5%	66	4%	-14%
<b>IN-STATE TOTAL</b>	<b>1,177</b>	<b>70%</b>	<b>1,053</b>	<b>71%</b>	<b>-11%</b>
<b>Out-of-state nonprofit</b>	<b>111</b>	<b>7%</b>	<b>63</b>	<b>4%</b>	<b>-43%</b>
<b>Out-of-state public 2-year</b>	<b>178</b>	<b>11%</b>	<b>144</b>	<b>10%</b>	<b>-19%</b>
<b>Out-of-state public 4-year</b>	<b>178</b>	<b>11%</b>	<b>125</b>	<b>8%</b>	<b>-30%</b>
<b>Out-of-state for-profit</b>	<b>30</b>	<b>2%</b>	<b>21</b>	<b>1%</b>	<b>-30%</b>
<b>Non-U.S. Institution</b>	<b>11</b>	<b>1%</b>	<b>8</b>	<b>1%</b>	<b>-27%</b>
<b>OUT-OF-STATE TOTAL</b>	<b>508</b>	<b>30%</b>	<b>361</b>	<b>25%</b>	<b>-29%</b>

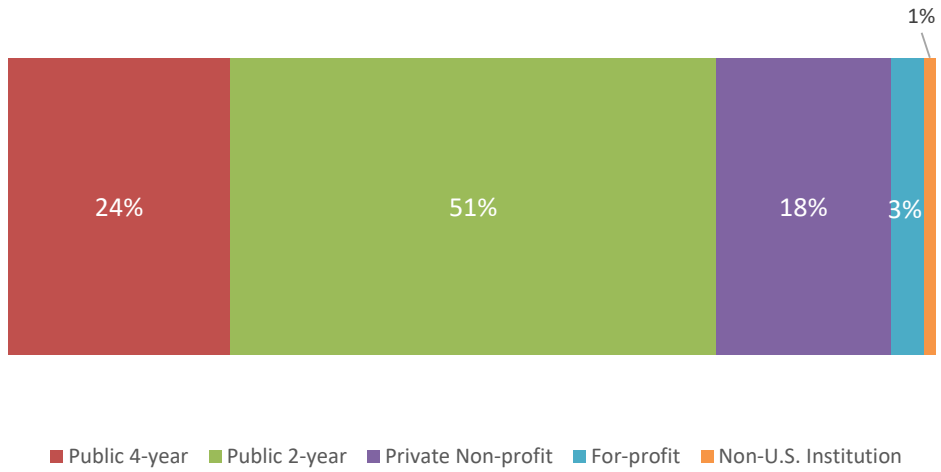
Source: MPCC surveys of member institutions, 2021

\*Total transfer counts includes 64 students (5 traditional, 59 nontraditional) of unknown or other origin.

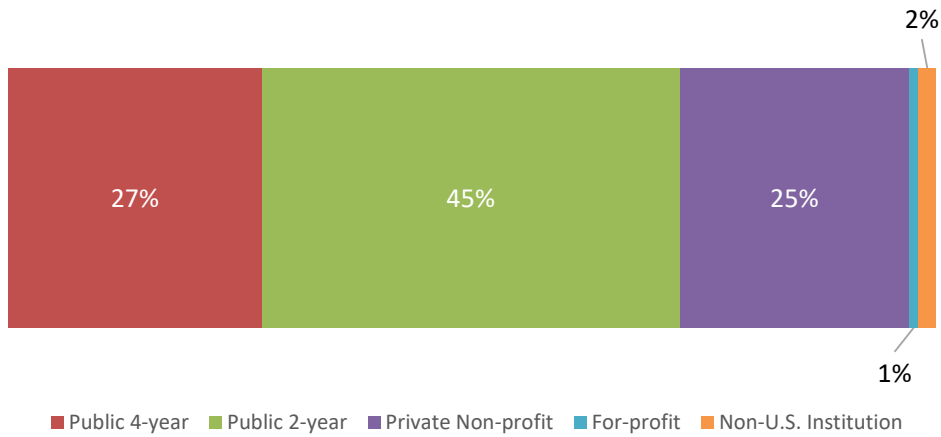
The 10 metro-area MN State 2-year colleges are: Anoka-Ramsey Community College; Anoka Technical College; Century College; Dakota County Technical College; Hennepin Technical College; North Hennepin Technical College; Minneapolis Community and Technical College; Inver Hills Community College; Normandale Community College; and St. Paul College

# Origin of Transfer Students, 2020-21

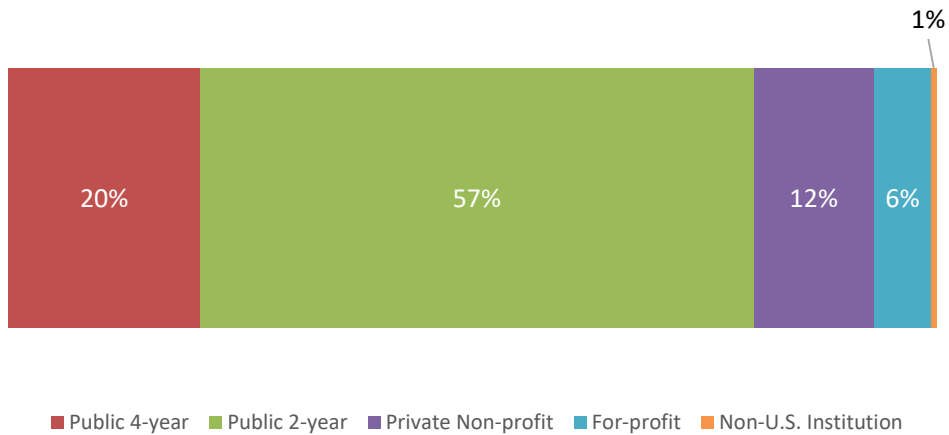
## Traditional and Non-traditional Programs



## Traditional Programs



## Non-traditional Programs



Source: MPCC surveys of member institutions, 2021

## Origin of Transfer Students by Term

Origin: All Transfer Students	FALL 2020			SPRING 2021			SUMMER 2021		
	Total Transfers	Percent	Δ% from Prior Year	Total Transfers	Percent	Δ% from Prior Year	Total Transfers	Percent	Δ% from Prior Year
<b>Total Number of Students Transferring into MPCC Institutions</b>	<b>1,872</b>	<b>100%</b>	<b>-16%</b>	<b>760</b>	<b>100%</b>	<b>-19%</b>	<b>304</b>	<b>100%</b>	<b>5%</b>
Other private nonprofit institutions (MPCC and other) in Minnesota	197	11%	-3%	96	13%	-2%	22	7%	5%
University of Minnesota	82	4%	-2%	45	6%	20%	20	7%	45%
Minnesota State 2-year schools	868	46%	-13%	276	36%	-36%	140	46%	16%
<i>Seven-county metro-area MN State 2-year schools only</i>	683	36%	-5%	223	29%	-23%	109	36%	28%
Minnesota State 4-year schools	115	6%	-17%	64	8%	-3%	20	7%	-20%
For-profits in Minnesota	35	2%	-37%	30	4%	13%	12	4%	-25%
<b>IN-STATE TOTAL</b>	<b>1,297</b>	<b>69%</b>	<b>-12%</b>	<b>511</b>	<b>67%</b>	<b>-18%</b>	<b>214</b>	<b>70%</b>	<b>12%</b>
Out-of-state nonprofit	171	9%	-11%	46	6%	-43%	10	3%	-130%
Out-of-state public 2-year	116	6%	-52%	67	9%	-21%	35	12%	3%
Out-of-state public 4-year	202	11%	-41%	111	15%	-27%	31	10%	-13%
Out-of-state for-profit	17	1%	-59%	4	1%	-50%	4	1%	-25%
Non-U.S. Institution	24	1%	-38%	10	1%	10%	2	1%	50%
<b>OUT-OF-STATE TOTAL</b>	<b>530</b>	<b>28%</b>	<b>-34%</b>	<b>238</b>	<b>31%</b>	<b>-27%</b>	<b>82</b>	<b>27%</b>	<b>-20%</b>
Unknown or Other	45	2%	78%	11	1%	64%	8	2.6%	75%

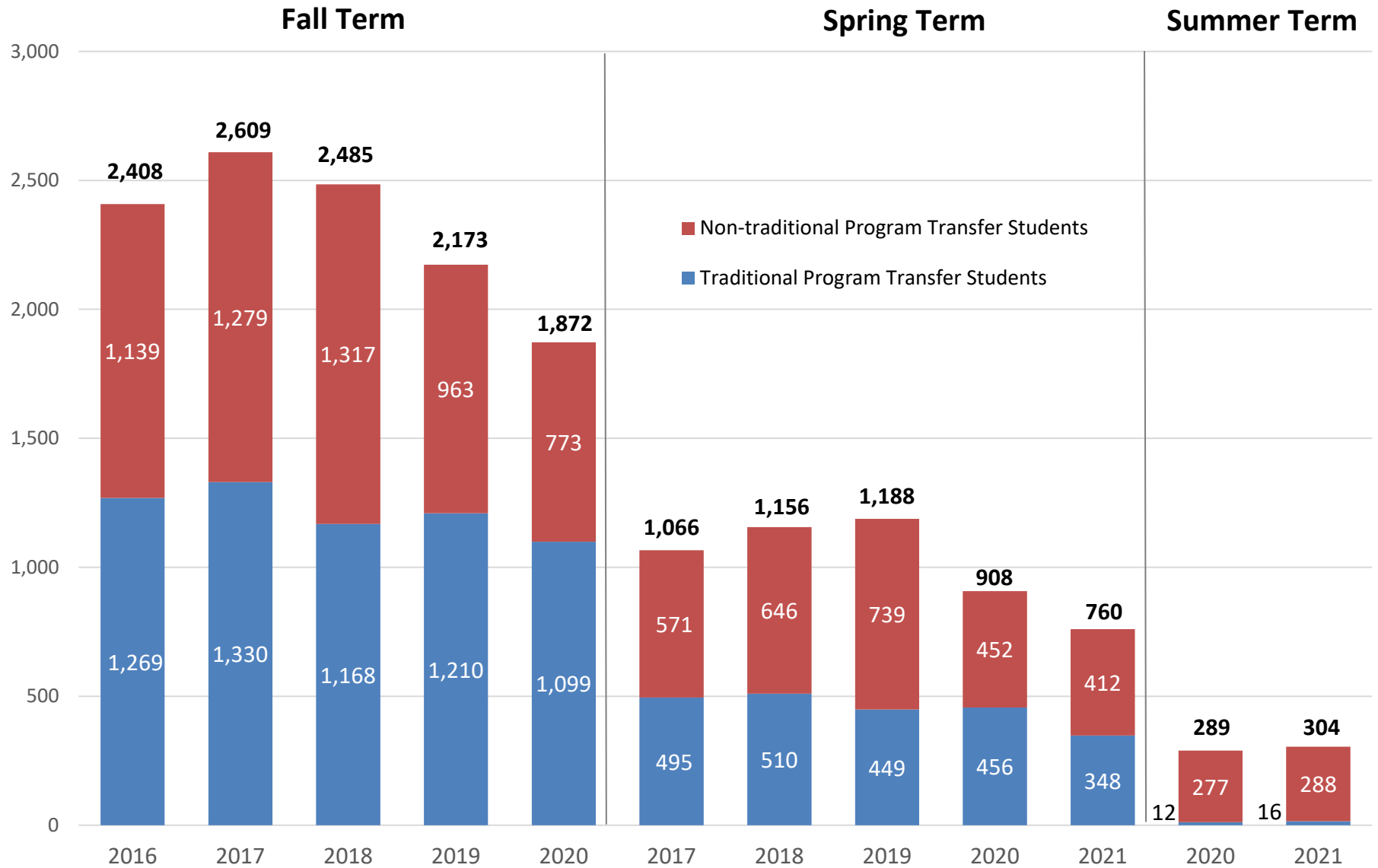
Origin: Students in Traditional Programs	FALL 2020			SPRING 2021			SUMMER 2021		
	Total Transfers	Percent	Δ% from Prior Year	Total Transfers	Percent	Δ% from Prior Year	Total Transfers	Percent	Δ% from Prior Year
<b>Total Number of Students Transferring into MPCC Institutions</b>	<b>1,099</b>	<b>100%</b>	<b>-9%</b>	<b>348</b>	<b>100%</b>	<b>-24%</b>	<b>16</b>	<b>100%</b>	<b>33%</b>
Other private nonprofit institutions (MPCC and other) in Minnesota	134	12%	-10%	61	18%	-3%	0	0%	-100%
University of Minnesota	51	5%	4%	26	7%	4%	2	13%	N/A
Minnesota State 2-year schools	473	43%	-7%	105	30%	-28%	6	38%	500%
<i>Seven-county metro-area MN State 2-year schools only</i>	396	36%	-4%	89	26%	-24%	4	25%	N/A
Minnesota State 4-year schools	76	7%	10%	23	7%	-44%	1	6%	N/A
For-profits in Minnesota	5	0.5%	-38%	5	1%	25%	1	6%	N/A
<b>IN-STATE TOTAL</b>	<b>739</b>	<b>67%</b>	<b>-6%</b>	<b>220</b>	<b>63%</b>	<b>-21%</b>	<b>10</b>	<b>63%</b>	<b>400%</b>
Out-of-state nonprofit	129	12%	8%	33	4%	-28%	2	13%	-33%
Out-of-state public 2-year	57	5%	-30%	16	2%	-45%	1	6%	-50%
Out-of-state public 4-year	148	13%	-22%	68	9%	-24%	3	19%	-25%
Out-of-state for-profit	1	0.1%	-83%	3	0%	50%	0	0%	N/A
Non-U.S. Institution	22	2%	-4%	6	1%	-25%	0	0%	-100%
<b>OUT-OF-STATE TOTAL</b>	<b>357</b>	<b>32%</b>	<b>-15%</b>	<b>126</b>	<b>36%</b>	<b>-28%</b>	<b>6</b>	<b>38%</b>	<b>-40%</b>
Unknown or Other	3	0.3%	-50%	2	1%	-33%	0	0.0%	N/A

Origin: Students in Non-Traditional Programs	FALL 2020			SPRING 2021			SUMMER 2021		
	Total Transfers	Percent	Δ% from Prior Year	Total Transfers	Percent	Δ% from Prior Year	Total Transfers	Percent	Δ% from Prior Year
<b>Total Number of Students Transferring into MPCC Institutions</b>	<b>773</b>	<b>100%</b>	<b>-20%</b>	<b>412</b>	<b>100%</b>	<b>-9%</b>	<b>288</b>	<b>100%</b>	<b>4%</b>
Other private nonprofit institutions (MPCC and other) in Minnesota	63	8%	19%	35	8%	0%	22	8%	10%
University of Minnesota	31	4%	-11%	19	5%	73%	18	6%	64%
Minnesota State 2-year schools	395	51%	-17%	171	42%	-25%	134	47%	15%
<i>Seven-county metro-area MN State 2-year schools only</i>	287	37%	-4%	134	33%	-15%	105	36%	33%
Minnesota State 4-year schools	39	5%	-41%	41	10%	64%	19	7%	-21%
For-profits in Minnesota	30	4%	-25%	25	6%	14%	11	4%	-27%
<b>IN-STATE TOTAL</b>	<b>558</b>	<b>72%</b>	<b>-16%</b>	<b>291</b>	<b>71%</b>	<b>-10%</b>	<b>204</b>	<b>71%</b>	<b>9%</b>
Out-of-state nonprofit	42	5%	-41%	13	3%	-35%	8	3%	-60%
Out-of-state public 2-year	59	8%	-37%	51	12%	-2%	34	12%	6%
Out-of-state public 4-year	54	7%	-43%	43	10%	-17%	28	10%	-10%
Out-of-state for-profit	16	2%	-24%	1	0.2%	-75%	4	1%	-20%
Non-U.S. Institution	2	0.3%	-80%	4	1%	300%	2	1%	N/A
<b>OUT-OF-STATE TOTAL</b>	<b>173</b>	<b>22%</b>	<b>-41%</b>	<b>112</b>	<b>27%</b>	<b>-13%</b>	<b>76</b>	<b>26%</b>	<b>-14%</b>
Unknown or Other	42	5%	950%	9	2.2%	800%	8	2.8%	300%

Source: MPCC surveys of member institutions, 2021

The 10 metro-area MN State 2-year colleges are: Anoka-Ramsey Community College; Anoka Technical College; Century College; Dakota County Technical College; Hennepin Technical College; North Hennepin Technical College; Minneapolis Community and Technical College; Inver Hills Community College; Normandale Community College; and St. Paul College

## Students Transferring to MPCC Institutions by Semester of Transfer

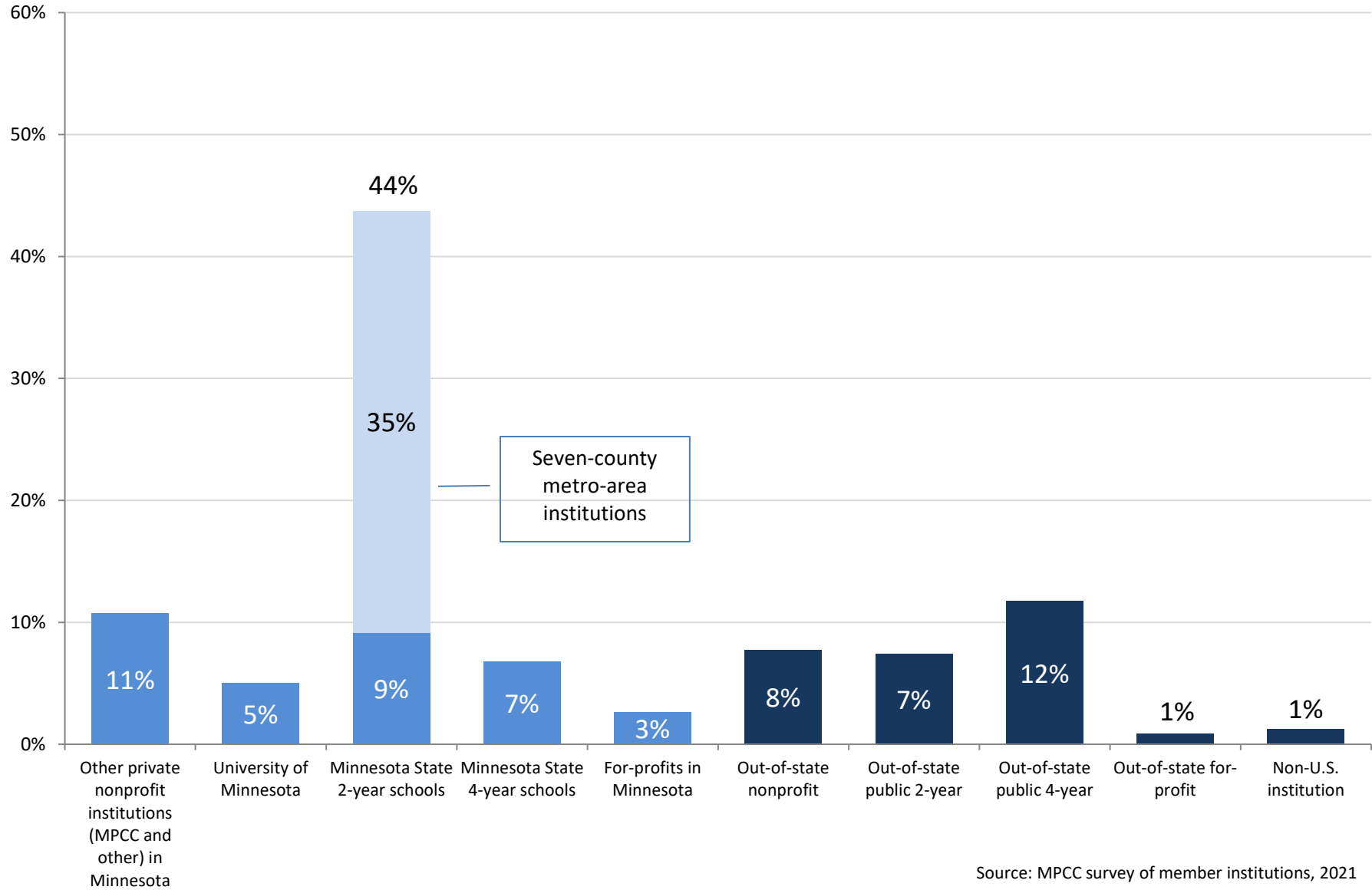


**Note:** The Council began tracking summer term starts in the 2019-20 academic year

**Source:** MPCC surveys of member institutions, 2017-2021

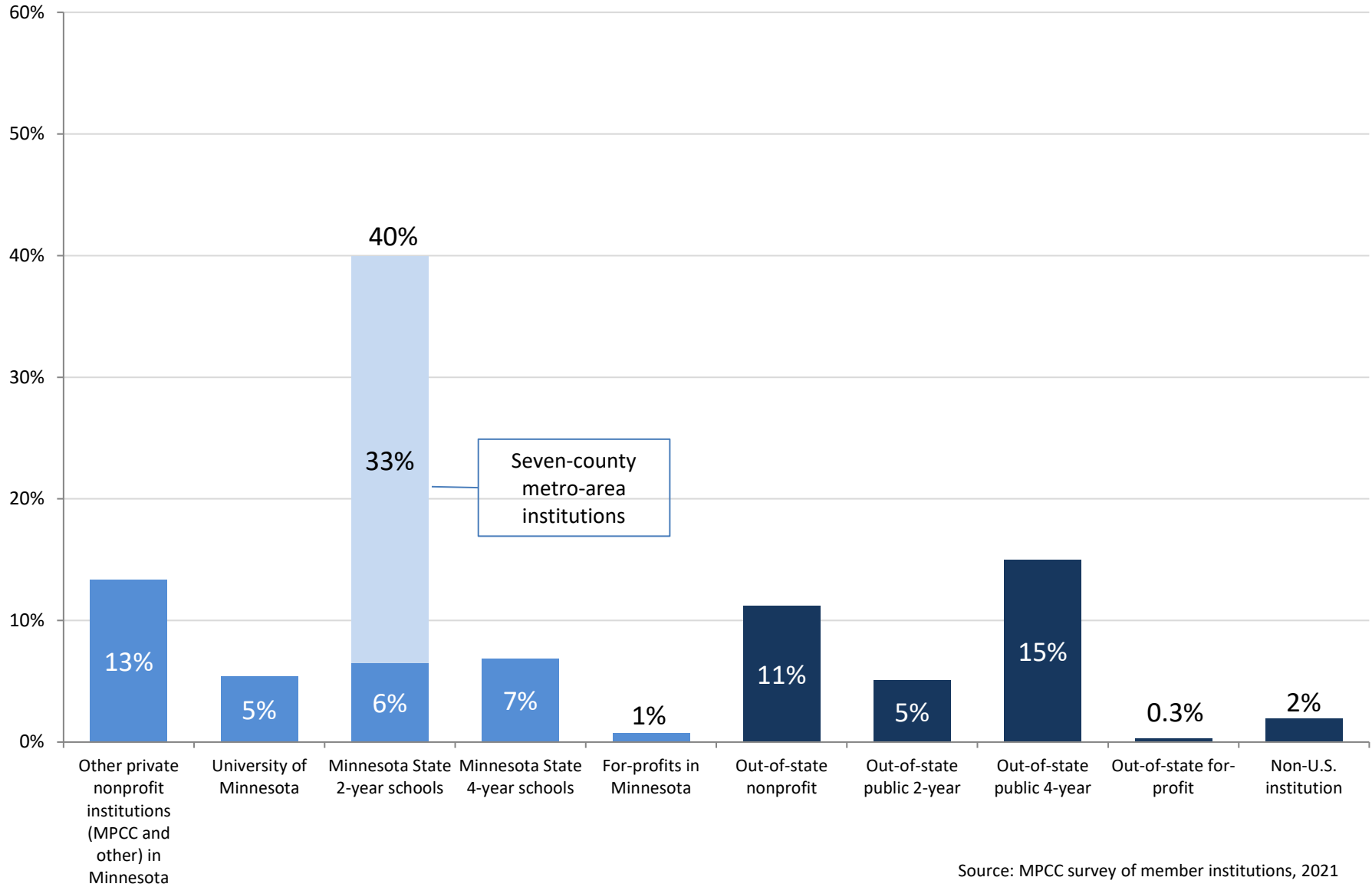
## Origin of Students Transferring to MPCC Institutions, 2020-21

### *Traditional and Non-traditional Program Transfers*



# Origin of Students Transferring to MPCC Institutions, 2020-21

## *Traditional Program Transfers*





# Origin of Students Transferring to MPCC Institutions, 2020-21

## *Non-Traditional Program Transfers*

